



## CNC TOOL STORAGE SOLUTIONS

Thanks to the flexibility of the CNC line, your tools will be protected during regular handling, transportation and storage. The Rousseau CNC tool rack distinguishes itself in many ways :

By its modularity : it is compatible with the entire line of Rousseau products;

By its flexibility : offered blank or with perforations, it can adapt to any type of tool;

By its sturdiness : maximum support and stability prevents tools from falling, even when the rack is tilted;

By its ergonomics : practical, ergonomic handles make it easy to carry. Handling is made easier in the Spider® shelving and on the multi-purpose stand by the 20° inclination of the adaptors;

By its security : sturdy PVC extruded design, it can withstand blows and allows for coolant drainage, prolonging tool life.

The tool identification zone allows for quick retrieval of tools.



# CNC Tool Storage Solutions

## The Rousseau Advantages



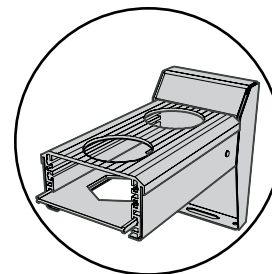
Made of sturdy PVC, the extruded part of the rack protects tools against blows. Contact points between tools and the rack help prevent corrosion.



The tool rack comes with perforations to insert Taper, Straight, Sandvik Capto, HSK, KM and VDI tools. The extruded PVC component is also offered without perforations.



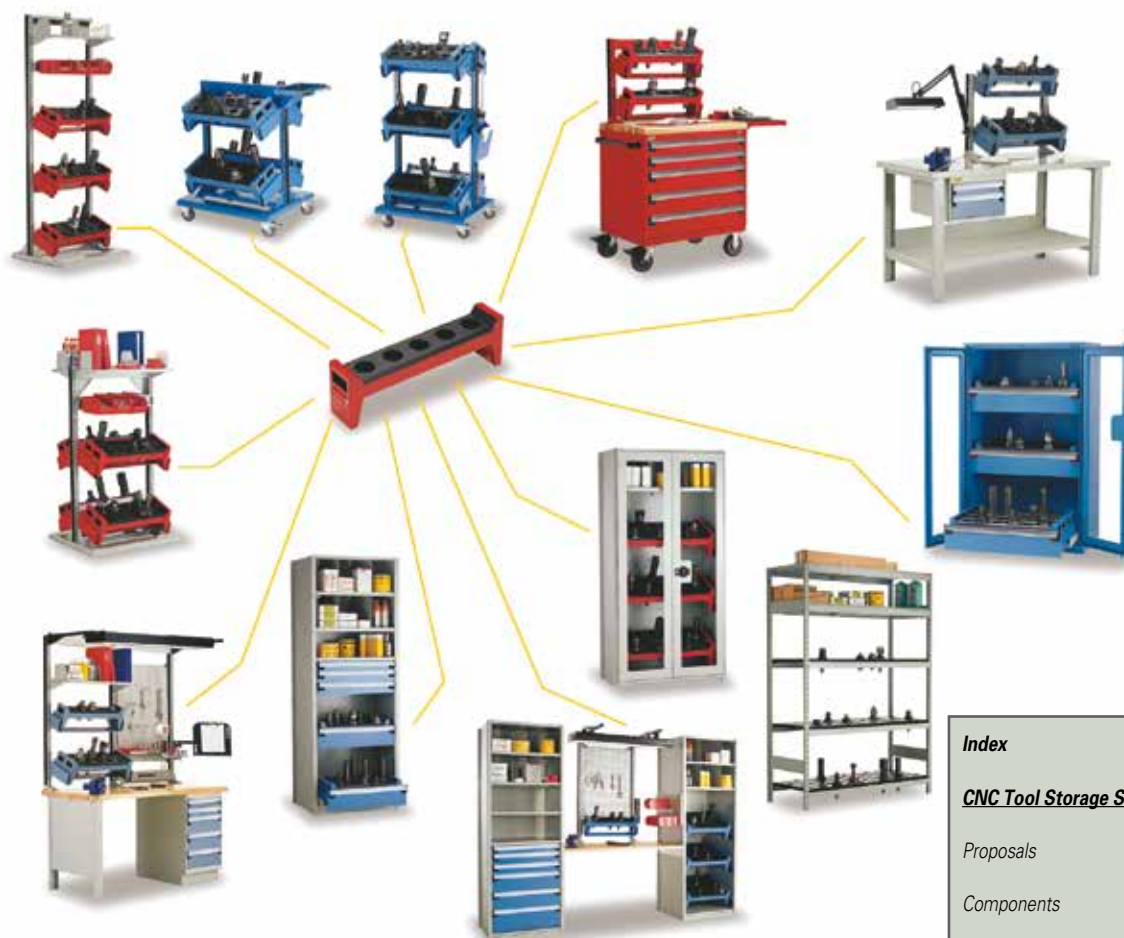
The tool rack, at the core of our storage system, is compatible with the entire Rousseau product line. The compact and sturdy tool rack is equipped with practical, ergonomic handles, making it easy to carry.



With its original two-level design, the rack offers improved support and increased stability by preventing tools from falling out, even in an inclined position.

CNC TOOL STORAGE

## CNC Tool Rack Integration with the Rousseau Line



Index	Page(s)
<b><u>CNC Tool Storage System</u></b>	178 - 179
Proposals	180 - 181
Components	182 - 187

## 87" Shelving with Modular Drawers

**NCS2307**



NCS2307

1 - 3" drawer	RF32-302403
2 - 4" drawers	RF32-302404
2 - 7" drawers with adaptors	RF32-302407 NC54-2401
5 shelves	SH20-3024
1 set of 48" mounting brackets	RE30-48
4 shelf dividers	SH50-2412
2 welded closed upright assemblies	SH12-24087
1 front base	SH28-3002
4 floor anchor plates	SH45
1 floor anchor hardware kit	SH47-04
1 back panel	SH31-3039
1 back panel	SH31-3051

Product #	W x D x H	# of racks
NCS2307	30" x 24" x 87"	8

**NOTE** Tool racks must be ordered separately.

SEE PAGE 182

**NOTE** Drawer partitioning is not included and must be ordered separately.

SEE PAGES 138-161

## Modular Cabinet with Drawers

**NCM0949**



NCM0949

1 cabinet with one-at-a-time mechanism	RA30-362458A
1 - 2" forklift base	RA52-362402
3 - 7" drawers	RF31-362407
3 pairs of tool rack adaptors	NC54-2401

Product #	W x D x H
NCM0949	36" x 24" x 60"

**NOTE** Tool racks must be ordered separately.

SEE PAGE 182

## 75" Shelving with Adaptors

**NCS4114**



NCS4114

3 shelves	SH20-3618
3 pairs of tool rack adaptors	NC51-1801
2 welded closed upright assemblies	SH12-18075
1 front base	SH28-3602
4 floor anchor plates	SH45
1 floor anchor hardware kit	SH47-04
2 back panel	SH31-3639
2 shelf dividers	SH50-1812

Product #	W x D x H	# of racks
NCS4114	36" x 18" x 75"	9

**NOTE** Tool racks must be ordered separately.

SEE PAGE 182



Shelving with drawers must be anchored to the floor (anchor kit included).

## Mobile Cabinet

**NCM8185**



NCM8185

1 cabinet with standard lock	RA30-362430L3
1 laminated wood top	WS14-3624A
1 pair of 6" rigid casters	RB84-01
1 pair of 6" swivel casters with total-lock brake system	RB84-03
1 side handle	RB90-24
2 drawers with integrated lock-In mechanism	RF31-362404A
3 drawers with integrated lock-In mechanism	RF31-362406A
1 single WM frame	WM11-2824
1 foldaway shelf	RC00-152401
2 standard WM tool rack adaptors	NC50-2801

Product #	W x D x H
NCM8185	36" x 24" x 61½"



KA, KD or MK

SEE PAGE 194

**NOTE** Tool racks must be ordered separately.

SEE PAGE 182

**NOTE** Drawer partitioning is not included and must be ordered separately.

SEE PAGES 138-161

## Mobile Cart

**NCW0106**



NCW0106

1 mobile cart with 4" casters	WMA5002
1 shelf with handle	WM84-081401
4 double adaptors for WM	NC50-2802

Product #	W x D x H
NCW0106	32" x 27" x 41 ¼"

**NOTE** Tool racks must be ordered separately.

SEE PAGE 182





## Workstation with Multi-Purpose Frame

NCW0096



NCW0096

### Top section :

1 double WM unit frame	WM11-5648
1 tiltable shelf	WM20-2812
3 partial dividers	SH52-1206
1 power outlet channel	WM40-2801
1 document holder with arm	WM70-01
1 perforated panel	WM53-2424
1 panel bracket kit	WM50-01
1 double back single hooks (packs of 10)	WM98-03
1 overhead workstation light	WM45-48T8-56
1 WM tool rack	WM30-01
2 WM upright adaptors :	
-1 single	NC50-2801
-1 double	NC50-2802
1 pair of cantilever overhead supports	WM18-26

### Bottom section :

1 laminated wood top	WS14-6030A
1 open leg	WS20-2732
1 side panel	WS62-2728
1 "L" compact cabinet	L3ABD-2814C

Product #	W x D x H
NCW0096	60" x 30" x 80"

### NOTE

Tool racks must be ordered separately.

SEE  
PAGE  
182

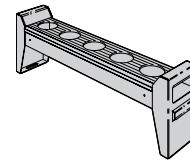
## Stationary Multi-Purpose Stand

NCW0283



NCW0283

1 multi-purpose stand with leveling glides	WMA1001
4 WM adaptors	NC50-2802
2 plastic bin rails	WM28-2801
2 tiltable shelves	WM20-2812
6 partial dividers	SH52-1206
Product #	W x D x H
NCW0283	32" x 27" x 54"



### NOTE

Red plastic bins are not sold by Rousseau.

### NOTE

CNC tool racks are not included in the models and must be ordered separately.

SEE  
PAGE  
182

## Mini-Racking

NCS6078



NCS6078

5 pairs of heavy-duty beams	SR22-60
2 welded Mini-racking uprights	SR13-240872
5 heavy-duty tie bars	SR27-24
2 steel decking levels :	
- 4 shelves	SR40-1824
- 2 shelves	SR40-2424
Capacity per level of steel decking:	1925 lb
Capacity per level of PVC decking:	1000 lb
Product #	W x D x H
NCS6078	60" x 24" x 87"

### NOTE

The three decking units with perforated PVC shelves for CNC tools are not included and must be ordered separately.

SEE  
PAGE  
187

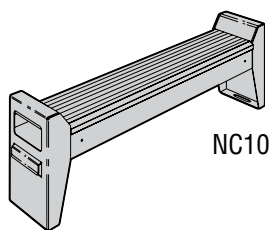


## Tool Racks

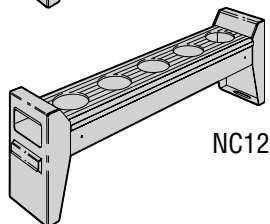
### Tool Rack



### NC10 / NC12



NC10



NC12

Offered with blank or perforated surface;

Made of sturdy PVC, the extruded part of the rack protects tools against shocks, corrosion and blows;

Offered in 30" and 36" wide;

The identification zone allows for quick retrieval of tools;

Compatible with WM11 of 28" width (or 2 WM10 uprights and 1 WM15 cross member) and WMA units with the NC50 adaptor;

Compatible with WM35 with the NC50 adaptors;

Compatible with modular drawers :  
(RF31/RF32/RF33/RF34/RF35/RF36)

30" W x 21" D,  
30" W x 24" D,  
30" W x 27" D,

36" W x 18" D,  
36" W x 24" D,  
with the NC54 adaptors;

Compatible with Spider® shelving units :

30" W x 24" D,  
36" W x 18" D,

36" W x 24" D,  
with the NC51 adaptors.

#### IMPORTANT

36" wide CNC tool racks are not compatible with the WM structure.

The number of tools that a tool rack or a PVC shelf can hold varies according to tool diameter and the length of extruded surfaces. The number of holes specified in the chart indicates the number of perforations per extruded surface.

Tool racks and PVC shelves must be ordered separately from proposed models. The following chart gives the product number that matches your tool type.

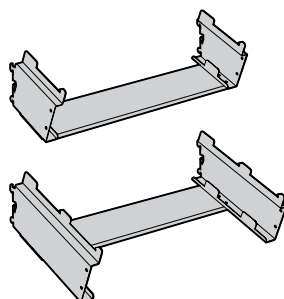
TOOL TYPE	SHELVING- MULTI-PURPOSE UPRIGHTS AND FRAMES- CABINETS			
	30" tool rack	# of holes	36" tool rack	# of holes
Blank rack	NC10-3000	—	NC10-3600	—
Taper 30	NC12-3001	10	NC12-3601	12
Taper 40	NC12-3003	7	NC12-3603	8
Taper 50	NC12-3005	5	NC12-3605	6
3/4" Straight	NC12-3010	20	NC12-3610	24
1" Straight	NC12-3011	20	NC12-3611	24
1 1/4" Straight	NC12-3013	20	NC12-3613	24
1 1/2" Straight	NC12-3015	8	NC12-3615	10
1 3/4" Straight	NC12-3016	8	NC12-3616	10
2" Straight	NC12-3018	6	NC12-3618	7
2 1/4" Straight	NC12-3019	6	NC12-3619	7
2 1/2" Straight	NC12-3021	6	NC12-3621	7
C4 Sandvik Capto	NC12-3031	22	NC12-3631	26
C5 Sandvik Capto	NC12-3032	10	NC12-3632	12
C6 Sandvik Capto	NC12-3033	7	NC12-3633	8
HSK 32 (A-C-E)	NC12-3041	22	NC12-3641	26
HSK 40 (A-C-E)	NC12-3042	22	NC12-3642	26
HSK 50 (A-C-E)	NC12-3043	10	NC12-3643	12
HSK 63 (A-C-E)	NC12-3044	7	NC12-3644	8
HSK 80 (A-C-E)	NC12-3045	5	NC12-3645	6
HSK 100 (A-C-E)	NC12-3046	4	NC12-3646	5
32 KM	NC12-3050	22	NC12-3650	26
40 KM	NC12-3051	22	NC12-3651	26
50 KM	NC12-3052	10	NC12-3652	12
63 KM	NC12-3053	7	NC12-3653	8
VDI 30 mm	NC12-3060	6	NC12-3660	7
VDI 40 mm	NC12-3061	5	NC12-3661	6
VDI 50 mm	NC12-3062	4	NC12-3662	5
Exact dimensions	25 1/4" W x 5" D x 7 7/8" H		31 1/4" W x 5" D x 7 7/8" H	



## Adaptors for Tool Rack

### WM Adaptor

NC50



Tool rack adaptor for use with the NC10-30XX and NC12-30XX in the WM11 with single unit frame of 28" width (or 2 WM10 uprights and 1 WM15 cross member) or WMA structure;

SEE  
PAGE  
117

Tool rack adaptor for use with the NC10-30XX and NC12-30XX in the WM35;

SEE  
PAGE  
118

The side security notches in the WM adaptor for uprights ensure tool rack stability;

Inclined 20° for easy access to tools;

Single or double model holds one or two 30" tool racks;

Easy assembly, no tools required.

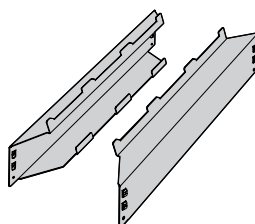
Product #	Type
NC50-2801	Single
NC50-2802	Double



CNC TOOL STORAGE

### Adaptors for Shelving

NC51



Sold in pairs;

Tool rack adaptor for use with NC10 and NC12 in 30" x 24", 36" x 18" and 36" x 24" Spider® shelving;

SEE  
PAGE  
185

Inclined 20° for easy access to tools;

Can hold 3 to 4 NC10 or NC12 tool racks;

Adaptor compatible with Spider® shelving unit only;

Made in galvanized steel;

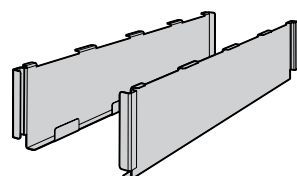
Easy assembly, no tools required.

Product #	Depth	# of Racks
NC51-1801	18"	3
NC51-2401	24"	4



### Adaptors for Drawers

NC54



Sold in pairs;

Tool rack adaptors for use with NC10 and NC12 in 30" x 21", 30" x 24", 30" x 27", 36" x 18" and 36" x 24" modular drawers (RF31 / RF32 / RF33 / RF34 / RF35 / RF36);

SEE  
PAGES  
140-141  
& 184

Prevent tool racks from tipping when opening or closing drawer;


Can hold 3 to 4 NC10 and NC12 tool racks;

The adaptor for drawers and the tool rack may be installed in a 7" drawer only or in drawers for CNC tools (10", 12" or 14" H);

Made in galvanized steel;

Easy assembly, no tools required.

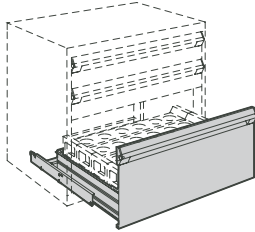
Product #	Depth	# of Racks
NC54-1801	18"	3
NC54-2101	21"	3
NC54-2401	24"	4
NC54-2701	27"	4



## Drawers and Drawers Accessories

### Heavy-Duty Drawer for CNC Tools

RF33 / RF34



Heavy-duty drawer for cabinet : RF33;  
Heavy-duty drawer for shelving : RF34;  
Full-faced door facilitates taking NC10 and NC12 in and out of the drawers;  
Available in : 10", 12" and 14" high;  
When ordering, add the height of the drawer to the number. Ex : RF33-302714.

Product #	W x D	Application
RF33-3021	30" x 21"	cabinet
RF33-3027	30" x 27"	cabinet
RF33-3618	36" x 18"	cabinet
RF33-3624	36" x 24"	cabinet
RF34-3024	30" x 24"	shelving*
RF34-3618	36" x 18"	shelving*
RF34-3624	36" x 24"	shelving*

\* Mounting brackets are required to install drawers in shelving.


**NOTE** Adaptors must be ordered separately.

SEE PAGE 183

SEE PAGE 87

### Groove Tray

RG35



Useful in storing and protecting long objects such as drill bits, borers, sockets, lathe parts, files, tools, etc.;  
Blue for easy identification of objects;  
Designed for 3" H and 4" H drawers;  
Compatible with partitions, dividers and plastic bins;  
Available nominal depths : 18", 21", 24" and 27";  
When ordering, add the depth of the drawer to the groove tray number.  
Ex : RG35-062425.

Product #	Divider #
RG35-04_10	RG39-10
RG35-06_10	RG39-10
RG35-04_15	RG39-15
RG35-06_15	RG39-15
RG35-06_25	RG39-25

### Plastic Bin


**PATENTED**



Simplify storing, moving and managing small items. Light-weight and resistant;  
Designed for 3" and 4" high drawers;  
45° angle for easy identification of bin contents and removal of bins;  
Compatible with louvered panels (SH65, SH66 and WM55) and plastic bin rails (SH62, WM9C and WM28);  
Compatible with the following accessories : partitions, dividers and groove trays;  
6" bins can be partitioned.

### Protection Foam

RG41



Protects stored materials;  
Blue foam, 1/4" thick;  
Note : partitions and dividers cannot be used in drawers where this foam is installed.

Product #	For Drawer
RG41-3021-01	30"W x 21"D
RG41-3024-01	30"W x 24"D
RG41-3027-01	30"W x 27"D
RG41-3618-01	36"W x 18"D
RG41-3624-01	36"W x 24"D

### Foam for Tools

RG42



Oil-resistant and non absorbent;  
1 blue foam, 1/4" thick ;  
1 black self-adhesive foam, 1/2" thick ;  
Sold without cut-outs.


Product #	For Drawer
RG42-3021-01	30"W x 21"D
RG42-3024-01	30"W x 24"D
RG42-3027-01	30"W x 27"D
RG42-3618-01	36"W x 18"D
RG42-3624-01	36"W x 24"D

For custom cut-outs,

SEE PAGE 195

### Foam for Collets

RG43



Oil-resistant and non absorbent;  
1" thick black foam;  
Sold without cut-outs.

Product #	For Drawer
RG43-3021-01	30"W x 21"D
RG43-3024-01	30"W x 24"D
RG43-3027-01	30"W x 27"D
RG43-3618-01	36"W x 18"D
RG43-3624-01	36"W x 24"D

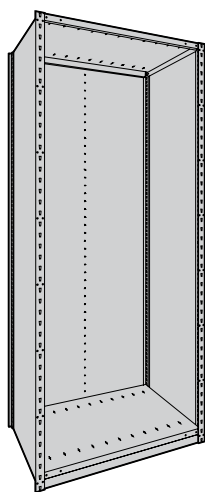
For custom cut-outs,

SEE PAGE 195



## Spider® Shelving Components

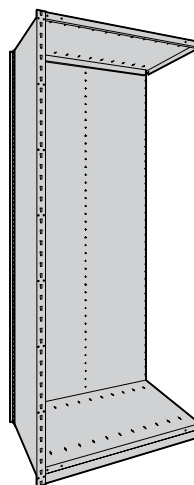
### Starter Unit of Shelving



2 welded closed uprights	SR12
2 box shelves	SH20
2 back panels	SH31
1 front base	SH28

Product #	W x D x H
NCS0051	30" x 24" x 75"
NCS0052	30" x 24" x 87"
NCS0053	36" x 18" x 75"
NCS0054	36" x 18" x 87"
NCS0055	36" x 24" x 75"
NCS0056	36" x 24" x 87"

### Add-On Unit of Shelving

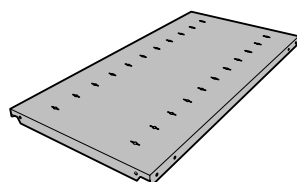


1 welded closed upright	SR12
2 box shelves	SH20
2 back panels	SH31
1 front base	SH28

Product #	W x D x H
NCS0062	30" x 24" x 75"
NCS0063	30" x 24" x 87"
NCS0064	36" x 18" x 75"
NCS0065	36" x 18" x 87"
NCS0066	36" x 24" x 75"
NCS0067	36" x 24" x 87"

### Box Shelf

### SH20



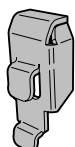
Box-type shelf with roll-formed and welded front and rear edges;

20-gauge steel. 1 1/4" thick;

4 sturdy and compact SH60 shelf clips included;

Perforations for dividers every 3" c/c.

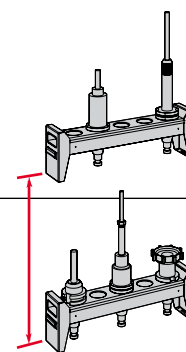
Product #	W x D
SH20-3024	30" x 24"
SH20-3618	36" x 18"
SH20-3624	36" x 24"



SH60  
(4 hooks)

### IMPORTANT

Refer to N50 tech sheet for Tool Racks and Decking to learn about recommended layouts based on tool height and intended use.



### IMPORTANT

Multi-level shelving is not recommended if first-level shelving contains only tool racks and two shelves.



NCS8003



NCS2307

### NOTE

Tool racks must be ordered separately.

SEE  
PAGE  
182

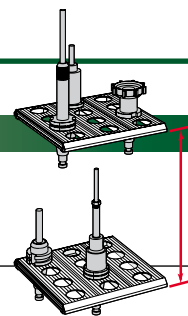


# Components

## Mini-Racking Components

These models are designed to receive steel shelves and decking for CNC tools. They include one tie bar per "long-span" level.

48" wide models or less have medium-duty beams and tie bars.  
60" wide and 72" models wide have heavy-duty beams and tie bars.



### IMPORTANT

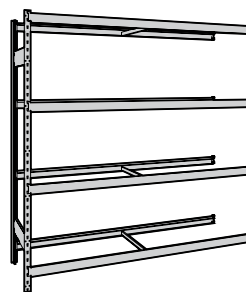
Refer to N50 tech sheet for Tool Racks and Decking to learn about recommended layouts based on tool heights and intended use.

### Starter Unit



			Width		
D	H	# of levels	48"	60"	72"
18"	75"	4	NCS6070	NCS6072	NCS6074
18"	75"	5	NCS6080	NCS6082	NCS6084
24"	75"	4	NCS6071	NCS6073	NCS6075
24"	75"	5	NCS6081	NCS6083	NCS6085
CAPACITY PER LEVEL			1000 lb	1925 lb	1600 lb

### Add-On Unit



			Width		
D	H	# of levels	48"	60"	72"
18"	75"	4	NCS6092	NCS6076	NCS6094
18"	75"	5	NCS6086	NCS6088	NCS6090
24"	75"	4	NCS6093	NCS6077	NCS6095
24"	75"	5	NCS6087	NCS6089	NCS6091
CAPACITY PER LEVEL			1000 lb	1925 lb	1600 lb

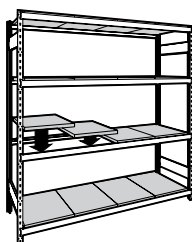
### NOTE

For PVC decking capacity,

SEE  
PAGE  
187

## Steel Decking

## SR40



Steel decking improves shelf strength;

SR40 decking may be combined with CNC tool decking on the same level.

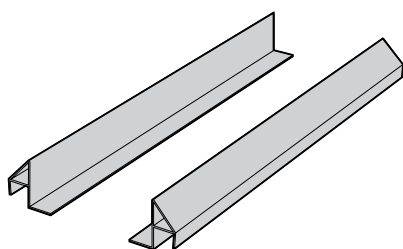
### ATTENTION

To order, depending on unit dimensions and for each row of shelving, order the appropriate number of shelves and the product number(s) specified in the chart.

	Beam Width					
Upright Assembly Depths	48"		60"		72"	
	Qty required	Product #	Qty required	Product #	Qty required	Product #
18"	2	SR40-2418	+ 2 1	SR40-1818 SR40-2418	3	SR40-2418
24"	2	SR40-2424	+ 2 1	SR40-1824 SR40-2424	3	SR40-2424

## Label Holder

## NC32



Useful for identifying your tools;

Sold for decking units combined with NC30, NC31 or SR40 shelves (included with NC33 and NC34 decking units);

Compatible with SR40 decking;

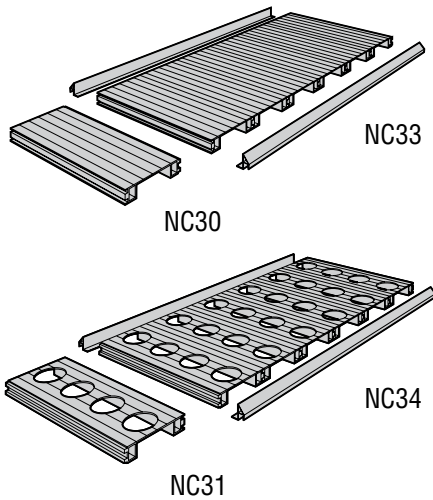
Polished look.

Product #	W x H
NC32-4801	48" x 1"
NC32-6001	60" x 1"
NC32-7201	72" x 1"



## PVC Decking for CNC Tools

## NC30 / NC31 / NC33 / NC34



Platform offered with perforated surface (NC31 and NC34) or blank (NC30 and NC33);

Offered in 6" strips : NC30 and NC31;

Offered in a model representing a level of Mini-Racking of 48", 60" and 72" : NC33 and NC34. The model numbers for the perforated platform must be accompanied by a tool code;

Made of sturdy PVC, the extruded part of the rack protects tools against shocks, corrosion and blows;

PVC shelf (NC30/NC31) capacity for 18" D : 75 lb;

PVC shelf (NC30/NC31) capacity for 24" D : 100 lb;

The PVC shelf can be coupled with SR40 steel decking on the same level;

The 6" wide platform does not come with label holder;

48", 60" and 72" wide decking includes an NC32 label holder.

Upright Assembly Depths	Type of Surface	Unit Width	Beam Width			
		6"	48"	60"	72"	
18"	Blank	NC30-1800	NC33-481800	NC33-601800	NC33-721800	
	Perforated	NC31-18_ _	NC34-4818_ _	NC34-6018_ _	NC34-7218_ _	
24"	Blank	NC30-2400	NC33-482400	NC33-602400	NC33-722400	
	Perforated	NC31-24_ _	NC34-4824_ _	NC34-6024_ _	NC34-7224_ _	

PVC shelves must be ordered separately from proposed models. The following chart gives the product number that matches your tool type.

TOOL TYPE	MINI-RACKING				Tool code
	18" PVC shelf	# of holes	24" PVC shelf	# of holes	
Blank rack	NC30-1800	—	NC30-2400	—	00
Taper 30	NC31-1801	8	NC31-2401	10	01
Taper 40	NC31-1803	7	NC31-2403	9	03
Taper 50	NC31-1805	4	NC31-2405	5	05
3/4" Straight	NC31-1810	14	NC31-2410	18	10
1" Straight	NC31-1811	14	NC31-2411	18	11
1 1/4" Straight	NC31-1813	14	NC31-2413	18	13
1 1/2" Straight	NC31-1815	5	NC31-2415	7	15
1 3/4" Straight	NC31-1816	5	NC31-2416	7	16
2" Straight	NC31-1818	4	NC31-2418	5	18
2 1/4" Straight	NC31-1819	4	NC31-2419	5	19
2 1/2" Straight	NC31-1821	4	NC31-2421	5	21
C4 Sandvik Capto	NC31-1831	18	NC31-2431	24	31
C5 Sandvik Capto	NC31-1832	7	NC31-2432	9	32
C6 Sandvik Capto	NC31-1833	7	NC31-2433	9	33
HSK 32 (A-C-E)	NC31-1841	18	NC31-2441	24	41
HSK 40 (A-C-E)	NC31-1842	18	NC31-2442	24	42
HSK 50 (A-C-E)	NC31-1843	8	NC31-2443	10	43
HSK 63 (A-C-E)	NC31-1844	5	NC31-2444	7	44
HSK 80 (A-C-E)	NC31-1845	4	NC31-2445	5	45
HSK 100 (A-C-E)	NC31-1846	3	NC31-2446	4	46
32 KM	NC31-1850	18	NC31-2450	24	50
40 KM	NC31-1851	18	NC31-2451	24	51
50 KM	NC31-1852	8	NC31-2452	10	52
63 KM	NC31-1853	5	NC31-2453	7	53
VDI 30 mm	NC31-1860	7	NC31-2460	9	60
VDI 40 mm	NC31-1861	4	NC31-2461	5	61
VDI 50 mm	NC31-1862	3	NC31-2462	4	62

To find out the number of holes in a platform with perforated shelves, multiply the number of perforated shelves in your platform by the number of holes in a NC31 shelf.

The number of tools that a PVC shelf can hold varies according to tool diameter and to the length of extruded surfaces. The number of holes specified in the chart indicates the number of perforations per extruded surface.



NCS6024

### ATTENTION

To order, PVC decking model numbers must be completed by adding the tool code.

EXAMPLE NC34-4818\_ \_

