

bgl Series

counterbalanced lift truck

BLUE GIANT®

The BGL Series combines the advantages and versatility of a sit-down fork lift while providing the economy and efficiency of a walkie stacker.

The BGL is the perfect machine for just-in-time distribution and manufacturing operations, general loading dock area and warehouse use and for one company - one truck businesses that require economical material handling versatility.

CAPACITIES

- BGL-22 - 2,200 lb at 24" load center
- BGL-30 - 3,000 lb at 24" load center
- BGL-40 - 4,000 lb at 24" load center

LIFT HEIGHTS

- 63 inches
- 118 inches, 130 inches, 150 inches
- 160 inches, 172 inches

OPERATION/CONTROLS

- Ergonomic design with butterfly forward/reverse travel controls
- Large safety reversing button propels truck away from operator and sounds horn if contact with operator is made
- Automatic "dead man" braking with power cut off switch when brake is applied

DRIVE SYSTEM

- Smooth, stepless acceleration and controlled plug braking
- Battery efficiency and truck use capability between charges increases by up to 50% over resistor style trucks
- Diagnostic test and fault information
- Sealed gear reducer / brake system with internal multi-disc brakes in oil bath that virtually eliminates conventional brake safety problems such as adjustments, drum and/or shoe replacement
- All gear and brake components protected from exposure to moisture and dirt, packaging, strapping etc.
- All gears are precision ground helical type and drive axle mounted on precision tapered roller bearings
- Solid state throttle mechanism
- Controller is programmable to allow custom speed and acceleration settings
- Heavy duty motor, gear pump, check and relief valve
- Lift, lower and tilt functions feature manual lever controls for load feathering capabilities

ELECTRICAL SYSTEM

- 24 volt
- On/Off key switch
- Fused drive and control circuits
- Series wound high torque maintenance free drive motor, Class H insulation and heavy duty motor contactors with replaceable tips
- Dashboard mounted emergency power disconnect button



FORKS/CHASSIS

- Heavy duty nested I-beam mast design units
- Dual leaf style lifting chains with 5:1 safety factors
- 42" long forged forks
- ITA Class II hook type mounting carriage
- 48" high load backrest
- 2° forward, 8° back tilt mast
- Single tilt cylinders on 2,200 lb and 3,000 lb 2 stage units
- Twin tilt cylinders on 3,000 lb 3 stage and all 4,000 lb models

WHEELS

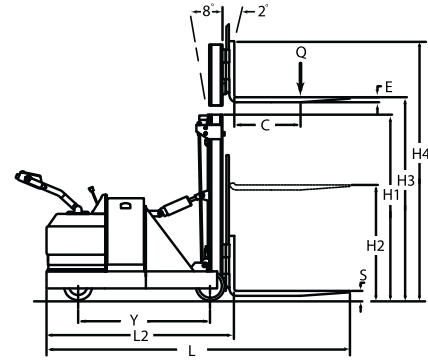
- Press-on 10" x 4" red poly, taper mounted hub design for easy servicing
- Poly load wheels 10 1/2" x 5"

OPTIONAL EQUIPMENT

- Special application tires
- Other fork sizes
- Battery gauges
- U.L EE rating

Specifications

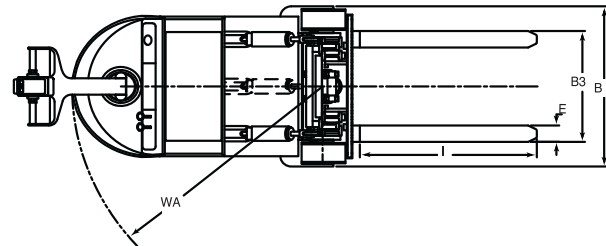
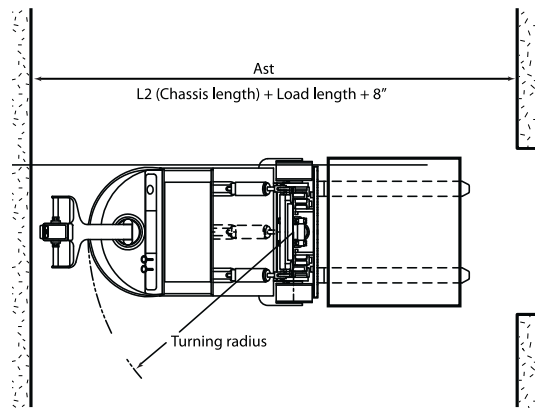
| CHARACTERISTICS | Manufacturer | BLUE GIANT | | | |
|--------------------|--------------------------------------|---------------------------------|---------------------|----------|----------|
| | Model | Manufacturer's designation | BGL-22 | BGL-30 | BGL-40 |
| Capacity | Q Rated capacity | 2,200 lb | 3,000 lb | 4,000 lb | |
| Load center | C Distance (Refer to charts) | 24" | | | |
| Power type | Electrical | 24 volt | | | |
| Control type | Hand, Pedestrian, Ride-On | Hand / Pedestrian | | | |
| Tire equipment | Drive end / Load end | Poly / Poly | | | |
| Wheels | Number (x=driven) Drive end/Load end | 1 x + 0/2 | | | |
| DIMENSIONS | Lift | H3 Lift | Refer to charts | | |
| | | Lift and fork height | Refer to charts | | |
| | Forks | H2 Free lift | Refer to charts | | |
| | | S Forks lowered | 3" | | |
| | | I Length standard | 42" | | |
| | | Length optional | 36", 48" | | |
| | | B3 Fork adjustment | 8" - 31.25" | | |
| | Overall dimensions | E Fork width x Thickness | 4" x 1.75" | | |
| | | L Length | 107" | | |
| | | L2 Length | 65" | | |
| B Width | | 38" | | | |
| Turning radius | H1 Lowered mast height | Refer to charts | | | |
| | H4 Raised mast height | Refer to charts | | | |
| 90° Stacking aisle | WA | 58" | | | |
| PERFORMANCE | Speeds | Traveling - with load | 2.0 mph | 1.7 mph | 1.6 mph |
| | | Traveling - without load | 3.0 mph | 3.0 mph | 2.6 mph |
| | | Lifting - with load | 39 fpm | 38 fpm | 31 fpm |
| | | Lifting - without load | 59 fpm | | |
| | | Lowering - with load | 34 fpm | 16 fpm | 13 fpm |
| | | Lowering - without load | 25 fpm | | |
| | Grade clearance | 5% | | | |
| LOAD | Dead weight | Excluding battery | 4,000 lb | 4,500 lb | 5,000 lb |
| | Axle loading | Loaded - drive end | 10% | 10% | 4% |
| Loaded - load end | | 90% | 90% | 96% | |
| CHASSIS | Tires | Quantity - Drive end / Load end | 1 / 2 | | |
| | | Dia. x width - Drive end | 10" x 4" | | |
| | | Dia. x width - Load end | 10" x 5" | | |
| | Wheel base | Y Distance between wheels | 46.25" | | |
| Ground clearance | Bumper to floor/Mast to floor | | | | |
| Track | 31.5" | | | | |
| Service brake | Mechanical | | | | |
| Parking brake | Automatic | | | | |
| POWER / DRIVE UNIT | Battery | Type | Wet | | |
| | | Voltage / AH | 24 / 510 | | |
| | | Battery compartment L x W x H | 13.25" x 32" x Open | | |
| | Electric motors | Drive motor | 1 hp | | |
| Lift motor | | 6.93 hp | | | |
| Drive control | Type | Solid state | | | |
| | Stages forward / reverse | Variable | | | |
| Transmission | Type | Geared | | | |
| DOWNRATING | Capacity | 130" | - | - | 3,700 lb |
| | | 150" | - | - | 3,500 lb |
| | | 160" | 2,000 lb | 2,850 lb | 3,400 lb |
| | | 172" | - | 2,700 lb | - |



MAST SPECIFICATIONS

| MODEL | LIFT | FREE LIFT | STAGES | LOWERED MAST HEIGHT | RAISED MAST HEIGHT |
|--------------|--------|-----------|--------|---------------------|--------------------|
| | H3 | H2 | | H1 | H4 |
| BGL-22/30/40 | 63" | 63" | 1 | 78" | 83" |
| BGL-22/30/40 | 118" | 8" | 2 | 78" | 138" |
| BGL-22/30/40 | 130" | 8" | 2 | 83" | 150" |
| BGL-22/30/40 | 130FF" | **43" | 2 | 83" | 150" |
| BGL-22/30/40 | 150" | 8" | 2 | 93" | 170" |
| BGL-22/30/40 | 160" | 8" | 3 | 78" | 180" |
| BGL-30 | 172FF" | **43" | 3 | 83" | 192" |

** Free lift including load backrest; increases to 68" without backrest



65 Heart Lake Road South
 Brampton, Ontario, Canada L6W 3K2
 Phone: 905-457-3900 • Fax: 905-457-2313
 www.BlueGiant.com

AUTHORIZED DISTRIBUTOR

BLUE GIANT EQUIPMENT CORPORATION

BLUE GIANT offers a full line of Loading Dock Equipment including Dock Levelers, Vehicle Restraints, Dock Seals and Shelters and Material Handling Solutions. Concurrent with our continuing product improvement program, specifications are subject to change without notice. Please contact BLUE GIANT for latest information. Some features illustrated may be optional in certain market areas.