



DEDICATED PEOPLE - SUPERIOR PRODUCTS


**A FULL LINE OF
LOADING DOCK & MATERIALS HANDLING SYSTEMS**

DEDICATED PEOPLE SUPERIOR PRODUCTS

NORDOCK

EXPERIENCE

Our hands-on management style results in an experienced organization that cares about its products and the customers who rely on them.



INNOVATION

You can't patent innovation, but you can patent the technologies that result. If it makes a product safer, more durable or more functional, we're probably already working on it.

COMMITMENT

Our investments in engineering, automation, sales support and industry related acquisitions prove we're in for the long haul.



QUALITY

More steel, more welds and more features go into every NORDOCK® product.

Our 'Guaranteed to Outperform' promise is your assurance that the products you buy will offer the lowest lifetime cost of ownership.



NORDOCK® AIR POWERED DOCK LEVELERS



AIRDOCK® SUPER-DUTY™ SERIES

With 60,000 lb. capacity this is the toughest air powered leveler ever built.

AUTO-DESCENT LIP™ EXTENSION

The Auto-Descent Lip™ extension uses the natural weight of the deck to activate the lip.



PULL ACTION™ LIFTING SYSTEM

The patented Pull-Action™ lifting system maximizes efficiency by using the entire power of the bag to lift the deck.



PROTECTED SINGLE-CHAMBER™ BALANCED AIR BAG DESIGN

The reinforced PVC coated single chamber balanced air bag is protected over 99% of the time.



THE EVOLUTION OF AIR BAG TECHNOLOGY

NORDOCK® advances loading dock efficiency with patented 'Next Generation Air™' technology that is truly revolutionary. AIRDOCK® levelers are easy to install, operated by push button, and come with unmatched strength, standard features and comprehensive warranties that set a higher standard of excellence.

NORDOCK® air-powered dock levelers are tested and proven in thousands of busy loading docks.


AIRDOCK® INDUSTRIAL™ SERIES

The smart choice for the most demanding loading dock applications.



BARRIER™ SERIES

Stay-Put safety barrier lip prevents accidental fall off of dock and is available on air and hydraulic powered levelers.



NORDOCK® HYDRAULIC DOCK LEVELERS

NO COMPROMISE CONSTRUCTION FOR SMOOTH EASY OPERATION

NORDOCK® hydraulic levelers are the ultimate in strength, convenience and day-to-day reliability. The power unit is a frame mounted integral assembly fully tested and oil filled. The motor is a totally enclosed non-ventilated type available in all voltages. Regenerative hydraulic cylinders are a heavy-duty design with polished chrome rods, guide bearings and high-pressure seals.



HYDRAULIC SUPER-DUTY™ SERIES.

The Super-Duty™ Series levelers are built to handle the really tough applications found in the paper, steel and heavy manufacturing industries.

Available up to 160,000 lb. capacity.

HEAVY-DUTY™ SERIES

A full featured hydraulic dock leveler with industry leading 20-Year front and rear hinge warranties.



DUAL-DUTY™ SERIES

The patented Dual-Duty™ hydraulic system utilizes a single hydraulic cylinder to lift the deck and lip.



PERFORMA™ SERIES

Hydraulic powered leveler with patent pending Auto-Descent lip extension. Available up to 50,000 lb. capacity.



**OPTIONAL LOGI-SMART™
INTEGRATED CONTROLS**
NORDOCK® control systems are available in a wide range of designs.

PATENTED LIP LUG AND HEADER PLATE



The deck plate, lip plate, beam sections and lugs are constructed of minimum 50-55,000 PSI yield material.

CONTINUOUS REAR HINGE

The continuous rear hinge provides side-to-side tilt with no pinch point.



CLIMATE CONTROL LEVELERS

NORDOCK® TELESCOPING LIP™ LEVELER

An energy efficient alternative to vertical storing levelers.

The Telescoping Lip™ dock leveler fully retracts so the insulated dock doors can store against the pit floor. Unlike rotating lip designs, the fully hydraulic powered deck and telescoping lip allow for precise positioning onto the trailer bed for safer loading and prevention of product and forklift damage.



PATENTED PARALLELOGRAM LINKAGE SYSTEM

Designed to provide level loading throughout its entire working range

THE SMOOTHEST TRANSITION FROM THE TRUCK BED TO THE LOADING DOCK

The NORDOCK® FLEX-LIP™ is controlled by a revolutionary parallelogram linkage system that extends the lip automatically as the leveler deck deploys, and maintains the lip horizontally in all positions, even when below dock loading.

The FLEX-LIP™ reduces the risk of grounding low clearance pallet truck and forklifts saving on equipment maintenance, fragile goods damage and personnel injuries.

INCREASE FLOOR SPACE
Storing horizontal saves money by eliminating the need for costly bollards, conduits and stanchions and opens up valuable floor space.



VERTICAL MAINTENANCE MODE

The TLH Series opens to full vertical mode for routine maintenance and easy pit clean-out.



EXCLUSIVE LEVELER LIP OPERATION

The level lip provides level loading for all heights of trailers, even when below dock loading.

REDUCES DAMAGE TO GOODS, PERSONNEL AND EQUIPMENT

The FLEX-LIP™ levelers reduce the impact forces resulting in less personnel injury, less damage to goods while extending the life of fork and pallet truck components.



MODEL SHF HYDRAULIC POWERED LEVELER

Features include a heavy-duty lift cylinder, totally enclosed power unit and smooth transition rear hinge.



MODEL ADF FLEX-LIP™ AIR-POWERED LEVELER

The ADF air powered dock leveler with patented 'Next Generation Air™' technology.



FLEX BARRIER SERIES

The exclusive Flex-Barrier™ lip that provides a stay-put lip prevents accidental fall off of dock.



TLH SINGLE DOCK LEVELER

ATL restraint, inflatable header seal, and steel face bumpers



EASY OPERATING CONTROLS

Integrated controls on special mounting stanchion.




COLDSTORAGE™ HYDRAULIC VERTICAL STORING DOCK LEVELER

The NORDOCK® COLDSTORAGE™ series of vertical storing dock levelers provide maximum energy efficiency, cleanliness, and are ideal for climate controlled facilities in the food, beverage and pharmaceutical industries.

NORDOCK® MECHANICAL DOCK LEVELERS

PROVEN PERFORMANCE ON THE LOADING DOCK

Nordock® Industrial™ and Heavy-Metal™ Series mechanical dock levelers are the ultimate in strength, ease of use and reliability. The full yielding easy walk down lip extension, dual pawl center position holdown for precise level storage, easy clean out subframe, 33% dual beam to deck weld pattern, zinc plated full width hinge rods, below dock end load control are all standard value added features.




INDUSTRIAL™ SERIES MECHANICAL LEVELER

NORDOCK® INDUSTRIAL™ series mechanical levelers come with standard features including additional center deck beam, separate lip and deck maintenance struts with lockout ability, and comes with 20-Year front and rear hinge warranty. Available in up to 60,000 lb. capacity.



PATENTED LIP LUG AND HEADER PLATE

The deck plate, lip plate, beam sections and lugs are constructed of minimum 50-55,000 PSI yield material.



FULL WIDTH REAR HINGE

The continuous rear hinge provides 4" of side to side tilt with no pinch point.

HEAVY-METAL™ MECHANICAL LEVELER


The NORDOCK® HEAVY-METAL™ series mechanical dock leveler is designed to provide unbeatable service in facilities where strength and reliability is a major criteria. Available in capacities up to 40,000 lbs.



EDGE MOUNT DOCK LEVELERS

EZ-DOCK™ SERIES LEVELER

The EZ-DOCK™ Series hydraulic powered dock levelers are the smart choice for those who prefer or cannot build a conventional recessed pit in their building. The surface mounted hydraulic design with push button activation provides a safe ergonomic alternative with more service range than edge of dock levelers.



NORDOCK® PUSH BUTTON™ EH SERIES DOCK LEVELER

The EH series hydraulic dock leveler is available in capacities up to 30,000 lb. and includes push button activation, molded bumpers and full width rear hinge.



NORDOCK® LEVER™ SERIES EM MANUAL DOCK LEVELER

The EM Series is available in capacities up to 50,000 lbs. and includes molded bumpers, lever activated lip extension and auto return to dock.



NORDOCK® PUSH BUTTON™ SERIES - EFH HYDRAULIC DOCK LEVELER

Available in capacities up to 80,000 lbs. with single push button activation with auto return to dock. Shown with optional steel face bumpers.

NORDOCK CONSTRUCTOR™ SERIES DOCK LEVELERS



CA AIRDOCK® SERIES

A convenient, affordable and environmentally conscious solution with performance in mind. This leveler is powered by low pressure air and patented lifting system and is controlled by a push of a button.



CH HYDRAULIC SERIES

With push button efficiency this dock leveler delivers the ergonomic solution with patented dual function hydraulics and less parts than any other dock leveler.



CM MECHANICAL SERIES

Designed for the construction industry, this dock leveler is affordable yet designed to provide strength and reliability while outperforming other mechanicals in its class with many value added features included as standard.



NORDOCK TRUCK-LOCK® VEHICLE RESTRAINTS

IMPROVES DOCK SAFETY WITH A 32,000 LB RESTRAINING FORCE

NORDOCK® TRUCK-LOCK® vehicle restraints are designed to improve dock safety by securing the truck to the loading dock when loading or unloading. The TRUCK-LOCK® series hydraulic restraints are automatically activated with a simple push button control and can secure a truck with a 32,000 lb restraining force with a mounting force in excess of 100,000 lbs.

The HYDRA-FLOAT™ barrier automatically adjusts to various truck heights and maintains position during loading and unloading. The restraints low profile housing stores at only 9" high and raises to 30" to engage the rear impact guard. Comes equipped with inside and outside communication lights and signs.



TRUCK-LOCK® SERIES HYDRAULIC VEHICLE RESTRAINTS

A low profile non-impact design that provides safety, ease of use and reliability at the loading dock.

PUSH BUTTON CONTROL

On automatic models the control panel includes a power unit and control system in a NEMA 12 enclosure.



DOCK COMMUNICATION

Safety equipment includes flashing red or green inside and outside lights, operator instructions and outside mounted sign with forward and reverse lettering for truck driver.

TRUCK-LOCK® SERIES MECHANICAL VEHICLE RESTRAINT

The MTL Series are an affordable manually operated unit designed to secure the truck at the loading dock.



IMPACT™ VEHICLE RESTRAINT

AUTOMATICALLY ADJUSTS TO TRAILER HEIGHT FOR SAFE, EFFICIENT LOADING AND UNLOADING

The NORDOCK® IMPACT™ Series rotating hook vehicle restraint is designed to prevent unscheduled trailer departure, trailer creep and tip-overs.

The AR-9000 model is a premium automatic unit designed to secure a trailer at the loading dock by engaging the rear impact guard with a large rotating hook. The housing automatically adjusts to various truck heights and maintains position with the rear impact guard during loading operations. The housing is stored above ground, free of ice, snow and debris.



DIRECT DRIVE SYSTEM

The exclusive direct drive system eliminates clutches, chains or brakes and provides a safer constant upward biased hooking force



CONTROLS

Programmable logic controller with optional LOGI-SMART™ control system.

PIT-HOOK™



THE NON- IMPACT INVISIBLE ALTERNATIVE

The NORDOCK® Pit-Hook™ vehicle restraint is recessed under the dock pit and offers unobstructed access for hydraulic lift gates and smaller delivery vehicles.



FALL-STOP™ SERIES

The Fall-Stop series of electric and manual barrier gates provide added safety by preventing fall off at the loading dock.

WHEEL RESTRAINTS



POSI-CHOCK™ WHEEL RESTRAINT

The POSI-CHOCK™ is a premium automatic restraint designed to secure a trailer at the loading dock by engaging the wheel with a large steel chock.



COMBI-LOCK™ WHEEL RESTRAINT

The COMBI-LOCK™ is a premium automatic surface mounted hydraulic powered vehicle restraint that seeks out and restrains the wheel of the trailer.

NORDOCK®

IN PLANT LIFTS & DOCK EQUIPMENT

NORDOCK® manufactures a wide range of materials handling equipment. Products include dock lifts, scissor lifts, ergonomic lifts and truck lifts. Our lifting equipment is the ultimate in strength and reliability and is covered by our exclusive 'Guaranteed to Outperform' warranty.

Custom lifts are available in unlimited sizes and capacities to suit customer requirements.



EXCEPTIONAL LIFTING SOLUTIONS FOR EXCEPTIONAL SITUATIONS

NORDOCK® engineers have decades of experience designing high performance lifts to suit almost any application. Nordock designs custom lifts and material handling devices to endure the harshest environments and duty cycles. Whether you need to lift, tilt or rotate 1,000 to 100,000 lbs. you can trust us to find the right solution.

HIGH CYCLE STACKER

Custom 50,000 lb. capacity high cycle stacker lift with over 10' of vertical travel. Features include a central lubrication system, specialized controls and stress relieving spherical bearings.

DOCK-LIFT™ SERIES SCISSOR LIFT

Strength, convenience and reliability with full push-button power. The dock lift is available in lift capacities from 4,000 - 20,000 lb. and standard deck sizes from 6' x 8' to 8' x 20' long.



MAST-GUIDE® HYDRAULIC PLATFORM LIFT

NORDOCK® Mast Guide™ hydraulic low profile lift with superb stability without the need for a below ground pit.



ERGONOMIC™ LIFT TILT ROTATE

The NORDOCK® Ergonomic™ series are the ideal positioning equipment for a multitude of work tasks.

TANDEM LIFT

Dual scissor design for large platform lengths to minimize lowered height requirements.



PLATFORM™ SERIES DOUBLE SCISSOR LIFT

NORDOCK® Platform™ series scissor lifts are available as standard or double lifts in capacities from 1,000 to 20,000 lb. and up to 16' of travel.



INVERTER

Custom 180 degree positioning platform with clamp and powered 90 degree on/off load conveyors.



AIR/HYDRAULIC LIFT

Air over hydraulic powered custom lift with 16,000 lb. capacity.



CONTAINER HANDLING LIFT

15,000 lb. container handling lift with caster deck, load cells and digital weigh scale.



CUSTOM BIN DUMPER

Custom bin dumper and hopper with manual chute control.



POWERED ROLLER CONVEYOR

10,000 lb. capacity lift with reversing roller conveyor.



STEEL COIL UPENDER

10,000 lb. capacity steel coil upender with "V" deck.

NORDOCK® SEALS AND SHELTERS

WEARTOUGH® DOCK SEALS & SHELTERS

NORDOCK® WearTough® Dock Seals and Shelters offer a wide range of products to provide superior weathersealing and durability. NORDOCK® Seals & Shelters feature our exclusive WearTough® fabric with double lock stitching and reinforcements on primary wear surfaces. Inflatable Shelters are also available that provide added range of use and no impact from approaching trailers or when yard jockeys or truck levelers are used.

FL SERIES DOCK SEAL

The 'L' shaped polyurethane foam core dock seal features tear resistant fabric and double lock stitched seams for extended life and insulating efficiency.



The FL Series seals compress tight to the sides of the trailer while providing unobstructed access to the interior.



FP SERIES DOCK SEAL

Provides effective protection for personnel and cargo while loading and unloading. The memory foam core side and fixed header provides a tight seal.



RAINSHIELD™ RS-5000

Especially effective with decline approach docks, this trailer top seal creates a safer environment and protects property by diverting water away from the dock seal.



SEAL-TITE™ DOCK SEAL

Foam compression seal designed to form a tight seal against trailer doors. The Seal-Tite™ provides less pressure to building walls than conventional foam pad seals.



FC SERIES DOCK SEAL

Provides a tight seal with memory foam side pads and a curtain style header suitable for doors that are higher than the trailers serviced.



FPA SERIES DOCK SEAL

The FPA Series Dock Seals features a counter balanced adjustable head pad for a wide range of trailer heights.



FF FOAMFRAME™ DOCK SHELTER


The FoamFrame™ Series Dock Shelter features memory core foam sides that eliminate damage due to off-center loading. The vertical curtains, with stiffeners, provide a maximum weathertight seal.



The optional Tough-Split™ head curtain with wear pleats substantially extends its life by providing relief from the tearing action.



The optional Terminator Gap Seal™ automatically closes the opening left by swinging out trailer doors.



DS SERIES DOCK SHELTER

DS Series rigid frame dock shelters provides maximum dock protection for a wide range of trailer heights and widths.



IS-950 SERIES DOCK SHELTER

The IS-950 Series Inflatable Dock Shelter pushes tight against the side and the top of the trailer to keep out inclement weather.



FFI-750 FOAM SIDE INFLATABLE DOCK SHELTER

The FFI-750 Series is a foam sided inflatable header shelter providing ultimate protection for personnel and cargo while loading and off-loading trailers.



BOXCAR™ IR-650 SERIES

An inflatable railcar shelter featuring high wear resistant fabric, quick retraction system and on/off switch with pilot light



RF RETRACTABLE FRAME DOCK SHELTER

The versatile Retractable-Frame™ shelter is built to yield when hit by an off center trailer preventing shelter and dock wall damage.



IS 550 SERIES

Inflatable Shelter providing clear access with retractable side curtains and a rigid head frame suitable for a variety of trucks sizes.

TESTED AND PROVEN TECHNOLOGY

THE BETTER BUILT ALTERNATIVE

NORDOCK® is a dedicated team of professionals with over three decades of solid performance. We manufacture and distribute a full line of loading dock systems and equipment including dock levelers, vehicle restraints, scissor lifts, truck levelers, dock seals, and a comprehensive line of accessories.

In addition, NORDOCK® has the unique capability to design and manufacture specialty engineered products for loading dock, safety and lift applications.



COLDSTORAGE™ vertical levelers in a distribution facility. Installation included custom control panel stanchions, bollards and TRUCK-LOCK® vehicle restraint systems.



Hydraulic dock levelers, TRUCK-LOCK® vehicle restraints and WEARTOUGH® dock seals.



NORDOCK® SUPER-DUTY hydraulic levelers, TRUCK-LIFT™ truck levelers, TRUCK-LOCK® vehicle restraints, protective bollards and inflatable dock shelters.



Columbus, Ohio Plant



Bowmanville, Ontario Plant



The PIT-HOOK™ vehicle restraint, as installed in this warehouse, is a non-impact design that allows unobstructed access for snow removal, smaller delivery trucks and trucks with tail gates.

NORDOCK®

DEDICATED PEOPLE ~ SUPERIOR PRODUCTS

Toll-Free: 1-866-885-4276
www.nordockinc.com
sales@nordockinc.com

