

Product Line Summary




**LB Series
Lever Hoists**
3/4 - 9 Ton



**LB-SC Series
Lever Hoists w/ Slip Clutch**
3/4 - 6 Ton



**LX Series
Mini Pullers**
1/4 - 1/2 Ton



**CB Series
Hand Chain Hoists**
1/2 - 100 Ton



**CF Series
Hand Chain Hoists**
1/2 - 5 Ton



**NTH Series
Low Headroom
Hand Chain Hoists
Push Trolleys**
1 - 5 Ton
(Also G-NTH w/ Geared Trolleys)



**CX Series
Mini Hand Chain Hoists**
1/4 Ton



**(N)ER-CC Series
Electric Hoists
3-Phase
Cylinder Control**
1/8 - 1/4 Ton



**(N)ER Series
Electric Hoists
3-Phase**
1/8 - 5 Ton



**(N)ER Series
Electric Hoists
Large Capacity
3-Phase**
8 - 20 Ton



**(N)ERM Series
Electric Hoists
Electric Trolleys
3-Phase**
1/8 - 5 Ton



**(N)ERM Series
Electric Hoists
Electric Trolleys
Large Capacity
3-Phase**
8 - 20 Ton

Product Line Summary



**(N)ERP Series
Electric Hoists
Push Trolleys
3-Phase
1/8 - 5 Ton**



**(N)ERP Series
Electric Hoists
Push Trolleys
Large Capacity
3-Phase
8 - 10 Ton**



**(N)ERG Series
Electric Hoists
Geared Trolleys
3-Phase
1/8 - 5 Ton**



**(N)ERG Series
Electric Hoists
Geared Trolleys
Large Capacity
3-Phase
8 - 20 Ton**



**PT Series
Push Trolleys
1/2 - 10 Ton**



**GT Series
Geared Trolleys
1/2 - 20 Ton**



**SNER Series
Electric Hoists
1-Phase
1/4 - 3 Ton**



**SNERM Series
Electric Hoists
Electric Trolleys
1-Phase
1/4 - 3 Ton**



**ED-S/DS Series
Electric Hoists
1-Phase
Single/Dual Speed
125 - 525 Lbs.**



**ED-S/DS Series
Electric Hoists
1-Phase
Single/Dual Speed
1/2 Ton**



**ED-DA Series
Electric Hoists
1-Phase
Dual Adjustable
125 - 525 Lbs.**



**ET Series
Push Trolleys
125 - 525 Lbs.**



**AH Series
Air Hoists
Cord Control**
250 - 500 Lbs.



**AH Series
Air Hoists
Pendant Control**
250 - 500 Lbs.



**AH Series
Air Hoists
Manipulator Control**
250 - 500 Lbs.




**TCS Series
Air Hoists
Cord or Pendant Control**
1/4 - 1 Ton



**TCR Series
Air Hoists
Cord or Pendant Control**
1/2 - 6 Ton




**TCR Series
Air Hoists
Cord or Pendant Control
Large Capacity**
10 - 25 Ton




**TCRM Series
Air Hoists
Air Trolleys
Pendant Control**
1/2 - 6 Ton



**RH/RH-A Series
Electric Hoists
Electric Trolleys
Wire Rope
Ultra-Low Headroom**
2 - 20 Ton



**RH Series
Electric Hoists
Wire Rope
Deck/Base Mount**
2 - 20 Ton



**RH Series
Electric Hoists
Electric Trolleys
Wire Rope
Standard Headroom**
2 - 20 Ton



**SHLT Series (Static)
DHLT Series (Dynamic)
Hoist Load Testers**
1/8 - 10 Ton



**Universal
Beam Clamps**
1 - 10 Ton

Product Line Summary




**Series 3
Motorized End Trucks**
Top: 1 - 10 Ton
Underhung: 2 - 5 Ton




**Series 3
Push End Trucks**
Top: 1 - 5 Ton
Underhung: 2 - 5 Ton



**Series 3
Geared End Trucks**
Top: 1 - 5 Ton
Underhung: 2 - 5 Ton




**HPC Series
Push End Trucks
Top or Underhung
Convertible**
 $\frac{1}{2}$ - 2 Ton



**Series 3
Complete Cranes
Single Girder
Motorized, Push
or Geared
Top**




**Series 3
Complete Cranes
Single Girder
Motorized, Push
or Geared
Underhung**



**Series 3
Complete Cranes
Double Girder
Motorized or Geared
Top or Underhung**



**HPC Series
Complete Cranes
Single Girder
Push
Top or Underhung**



Jib Cranes
 $\frac{1}{4}$ - 5 Ton



Work Station Jib Cranes
 $\frac{1}{4}$ - 1 Ton



Articulating Jib Cranes
 $\frac{1}{4}$ - 1 Ton



Gantry Cranes
1 - 3 Ton



Harrington Hoists, Inc.
401 West End Avenue, Manheim, PA 17545
717-665-2000 / 800-233-3010 / Fax: 717-665-2861
www.harringtonhoists.com

Harrington Hoists, Inc.—Western Division
2341 Pomona Road, No. 103
Corona, CA 92880-6973
951-279-7100 / 800-317-7111 / Fax: 951-279-7500

Specifications and dimensions are
subject to change without notice.
Rev. 4 Copyright © 2003 11-10
Item No. SS-PLS